

# 3000C - RETRACTABLE ARM AWNING



Shade



20mph



No Snow



15° Pitch



## Euro Full Cassette

- Clean streamlined appearance.
- With a closed box, the fabric, motor, and arms will be effectively protected.



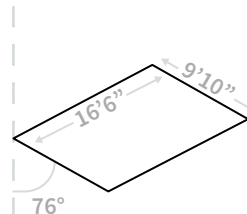
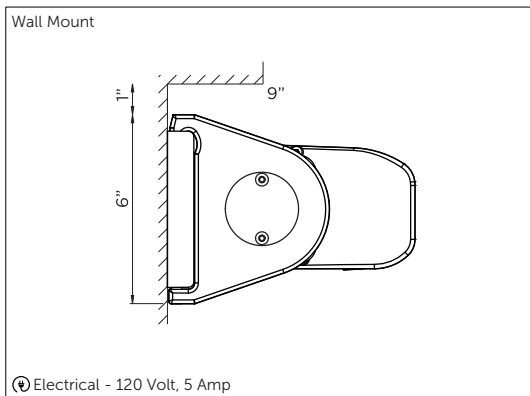
## Steep 76° Angle

- Awning incline adjustable to 0-76° depending on installation.



## Round or Square Cassette

- Protects fabric from elements.
- Optional mounting methods: wall or roof.



**Shaded Area:**  
**Width** up to 16' 6"  
**Projection** up to 9' 10"  
**Pitch** 0° up to 76°  
**Drop Screen** N/A

## 2 Standard Colors (optional custom powder coating)



## Many Fabric Options



# EURO FULL CASSETTE



## Key Features:

- Protects fabric from weather damage
- Prevents fabric from fading
- Prevents insect and bird damage
- Awning arms retract inside cassette

The full cassette provides protection against weather elements. Additionally, it can be mounted to the wall, below the ceiling, or to the frames using different installation options.

## STEEP 76° ANGLE



### Key Features:

- Awning incline adjustable to 0-76°
- Shade yourself from western sun

Shield your patio and home from the sun's heat. With this feature, you can enjoy a more comfortable outdoor experience and keep your space cool and shaded from low sun angles.

# ROUND OR SQUARE CASSETTE



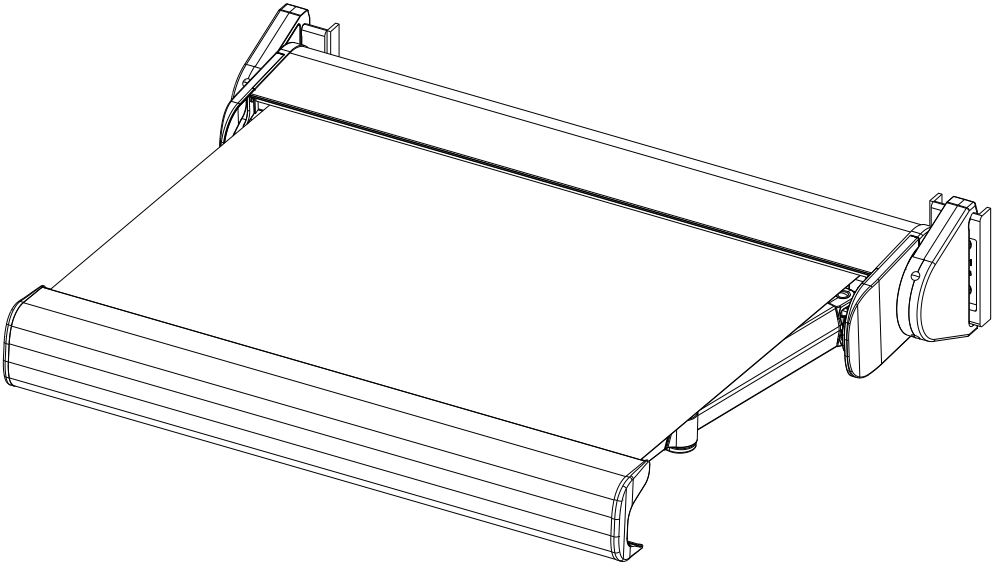
## Key Features:

- Protects fabric from elements
- Drop shade only available with round cassette
- Square cassette blends seamlessly with the façade

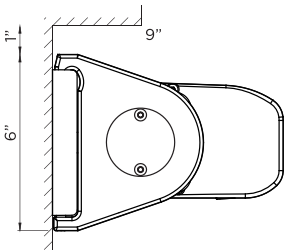
You have the option to choose between a square front or a round front for your cassette. However, please note that the drop shade feature is exclusively available with the round front option.

# SPECIFICATIONS

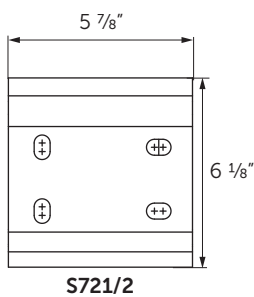
Awning



Wall Mount



Bracket



Ⓢ Electrical - 120 Volt, 5 Amp (Placed on left or right end.)

## Width

Min. Width	Proj.	4' 3"	5'	6'	7'	8'	9'	10'	11'	12'	13'	14'	15'	16'	16' 6"
4'	3' 4"														
6' 2"	5' 3"														
7' 5"	6' 6"														
9' 5"	8' 2"														
11' 5"	9' 10"														



# OPERATION PARAMETERS



## OPERATION

The Customer understands that excessive and extraordinary weather conditions may cause damage to the product, the product may not perform optimally or may not function at all. Care should be taken at all times by the owner. Always retract the shading product when not in use. TDSC does not take any responsibility for personal, or property damage caused by weather or improper use and handling.



## OPERATION PARAMETERS



**SUN:** The Awning can be used for sunshade.



**RAIN:** The awning manufacturer warranty for rain protection applies only when the pitch is set to 15° or more. Any pitch less than 15° is not suitable for full capacity rain protection. Operate with caution. Rain can drip behind the awning, fabric seams, edge of fabric, and around the front bar.



**WIND:** Awnings have the most arm tension (wind tolerance) when fully extended.

**WIND RATING:** 20 mph. The awning must be retracted in wind exceeding this rating. If the awning is equipped with a front profile drop screen shade please use caution in all wind. This shade is free hanging and can blow easily in even low wind speeds. A drop screen left out in the wind and damaged is not covered under the standard warranty.



**SNOW:** The awning is not intended to hold snow – Retract the awning during all snow fall. Snow accumulation will damage the awning.



**TEMPERATURE:** Do not operate the awning in temperatures below 40°F. *\*Motors and other components may not work in temperatures below 40°F.*



# OPERATION PARAMETERS



## OPERATION PARAMETERS (*CONTINUED*)



**HAIL:** Awning should be retracted during a hail storm. Hail damage is not covered by warranty.



**OBSTRUCTIONS:** Debris like sap, insects, bird poop, leaves, pine needles, sticks, branches or other objects can damage or stain the fabric. Take care when retracting. Debris rolled inside can cause irregular rolling, and possible fabric damage. Always use caution.

\* The above weather conditions are manufacturer recommendations only.



# FINISHING

## Frame Color

☐

White

☐

Bronze

☐

Custom Color #



## Fabric Color

Color

Color Code





## Cassette Type

☐

Square *(Not compatible with Drop Shade.)*

☐

Round



## Awning Operation Method

☐

Manual Operation

☐

Motorized Operation

