

CAM TAVAN - RETRACTABLE GLASS ROOF SYSTEM



Peaked or Sloped Designs

- Sleek and efficient, offering clean lines and easy operation.
- Designed for larger spaces, providing enhanced flexibility and coverage.



Durable Glass Design

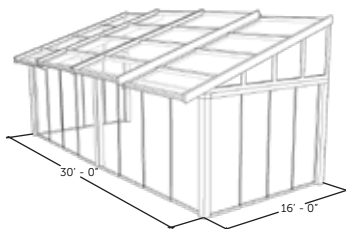
- Insulated Glass consists of two or more glass sheets separated by a space that prevents any contact between the glass.



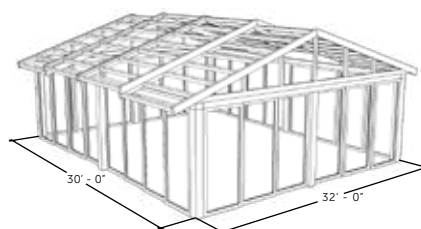
Custom Fit

- Designed as an extension to your home or business for a seamless look and feel.

Sloped Dimensions



Peaked Dimensions



9 Standard Colors



THE DENVER SHADE COMPANY

940 Jason Street, Suite 3
Denver, CO 80223

P: 303.517.1994
W: denvershadecompany.com

PEAKED OR SLOPED DESIGNS



Key Features:

- **Single Stack Retractable Roofs:** Sleek and efficient, offering clean lines and easy operation.
- **Multi Stack Retractable Roofs:** Designed for larger spaces, providing enhanced flexibility and coverage.

Two CabrioFlex Options: Single Stack for sleek efficiency, or Multi Stack for larger spaces with added flexibility.

DURABLE GLASS DESIGN



Key Features:

- Insulated Glass consists of two or more glass sheets separated by a space that prevents any contact between the glass.

Insulating glass, or double glazing, features two or more glass sheets with a sealed space filled with air, gas, or a vacuum for enhanced performance. Special low-emissivity coatings provide 50% more insulation than conventional double glazing.

CUSTOM FIT



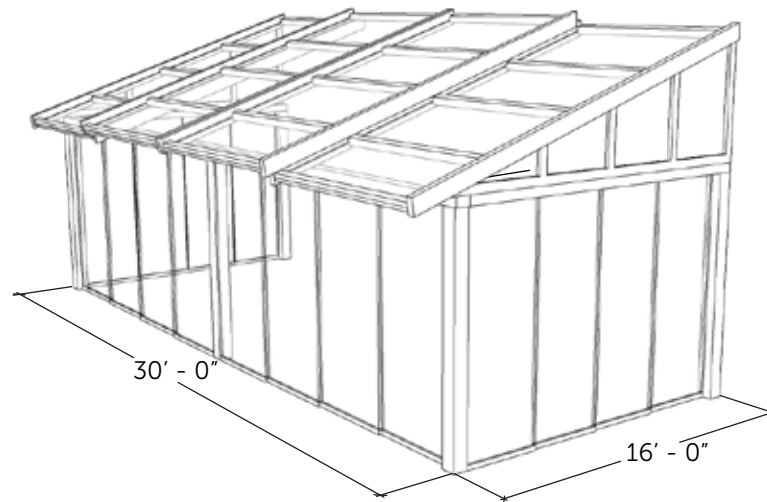
Key Features:

- Custom-fit to new or existing structures
- Blends naturally with the environment.

Our retractable roof is custom-fitted to new or existing structures, seamlessly extending your home or business for a perfect look and feel. Designed for easy installation, it blends naturally with your environment.

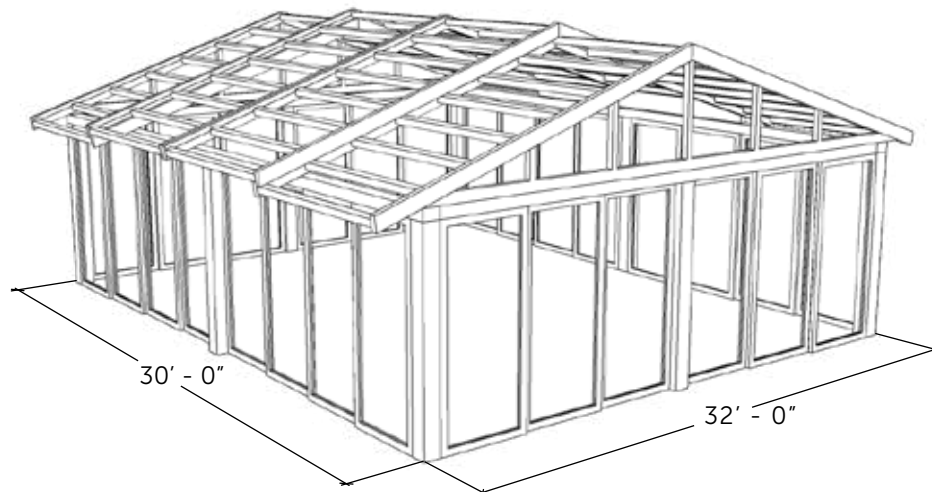
SPECIFICATIONS

Sloped Roof



⚡ Electrical - 120 Volt, 5 Amp

Stacked Roof



⚡ Electrical - 120 Volt, 5 Amp

FINISHING

Frame Color

Color

Color Code

