

ROLLING SHUTTER - SHOP GUARD



Energy Smart, Light Control

- Solar Efficiency: Save on energy bills.
- Insulates against extreme temperatures for year-round coziness.
- Enjoy complete privacy and comfort.



Break-In Safe Security

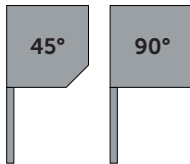
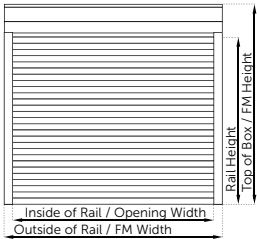
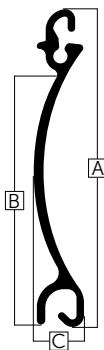
- End retention boosts shutter security.
- Both commercial & residential applicable.



Protect Against Weather

- Protect your doors and windows from projectiles in severe conditions.
- Added brush fire protection for enhanced safety.

Single Wall Extruded Slat



Ⓢ Electrical - 120 Volt, 5 Amp

Color Availability

	Curtain Colors	Frame Colors
White	•	•
Cream	•	•
Beige	•	•
Bronze	•	•
Brown	•	•
Grey	•	•
Arcona Beige	•	•
Metallic	•	•



THE DENVER SHADE COMPANY

940 Jason Street, Suite 3
Denver, CO 80223

P: 303.517.1994
W: denvershadecompany.com

ENERGY SMART, LIGHT CONTROL



Key Features:

- Save on energy bills with solar efficiency.
- Experience year-round coziness with thermal insulation.
- Achieve complete privacy and comfort.

Enjoy year-round coziness with effective thermal insulation from our shutters. Revel in complete privacy and comfort with blackout features.



BREAK-IN-SAFE SECURITY



Key Features:

- Improve shutter security with end retention.
- Ideal for both residential and commercial use.

Boost your shutter security with advanced end retention, adding an extra layer of protection. Our versatile shutters are effective for both residential and commercial spaces, offering tailored security solutions for comprehensive property protection.

PROTECT AGAINST WEATHER



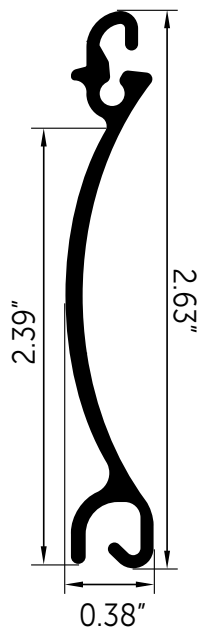
Key Features:

- Defend doors and windows from projectiles during severe conditions.
- Enhance safety with added protection against brush fires.

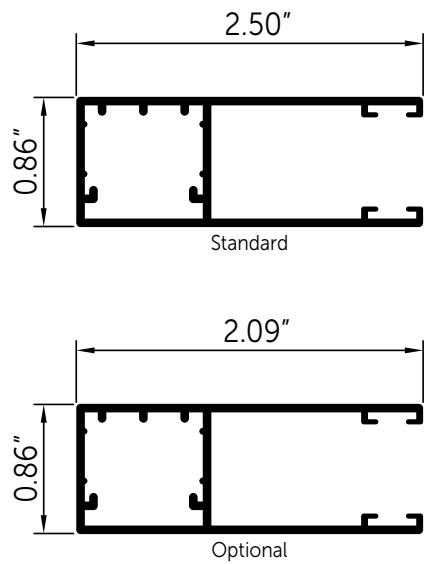
Shield doors and windows from projectiles in severe conditions and enjoy added brush fire protection for enhanced safety with our rolling shutters. Providing a robust defense for your property, these features ensure peace of mind in challenging situations.

SPECIFICATIONS - RLL59

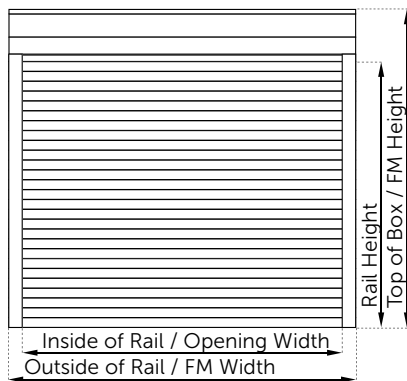
Foam Slat Dimensions



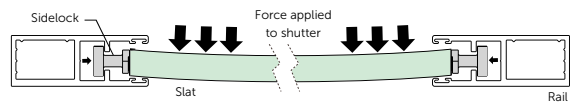
Side Rail Dimensions



Shutter Dimension Diagram



End Retention System

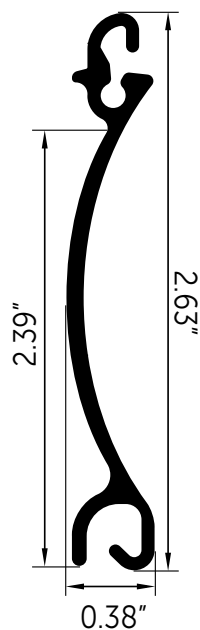


⚡ Electrical - 120 Volt, 5 Amp

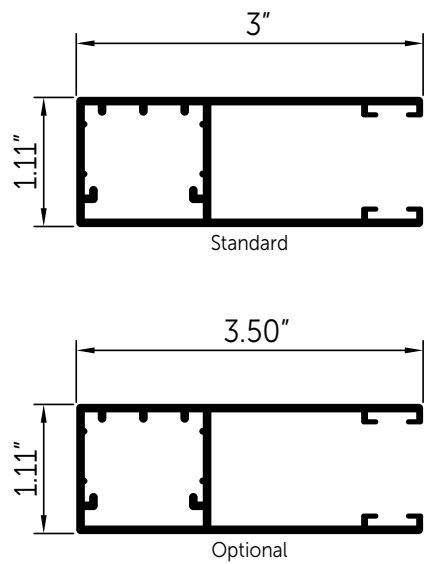
Width	3'	4'	5'	6'	7'	8'	9'	10'	11'	12'	13'	14'
Height												
3'												
4'												
5'												
6'												
7'												
8'												
9'												
10'												
11'												
12'												
13'												

SPECIFICATIONS - RLL59-HD

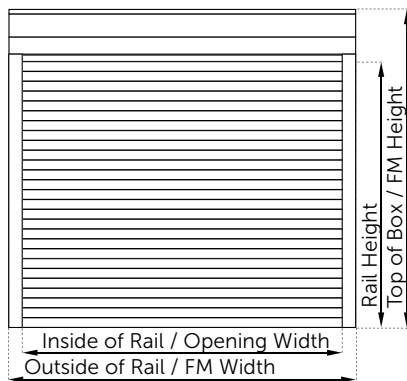
Foam Slat Dimensions



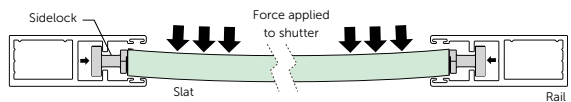
Side Rail Dimensions



Shutter Dimension Diagram



End Retention System



⚡ Electrical - 120 Volt, 5 Amp

Width	3'	4'	5'	6'	7'	8'	9'	10'	11'	12'	13'	14'	15'	16'	17'	18'	19'	20'
Height																		
3'																		
4'																		
5'																		
6'																		
7'																		
8'																		
9'																		
10'																		
11'																		
12'																		
13'																		

FINISHING

Box Color

Color Name

Color Code



Slat Color

Color Name

Color Code



Slat Type

☐

Solid

☐

Square

☐

Rectangle



Slat Types



Solid



Grid



Rectangle

