

SLIDING GLASS ES - SLIDING GLASS ENCLOSURE SYSTEM



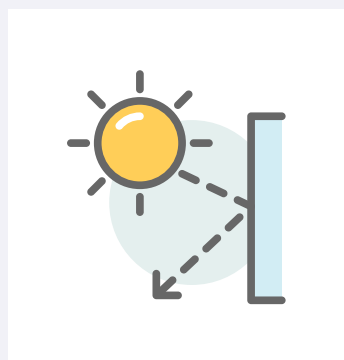
Unobstructed View

- Clear view without beams or posts
- Install guillotine glass for panoramic patio views



Sliding Glass System

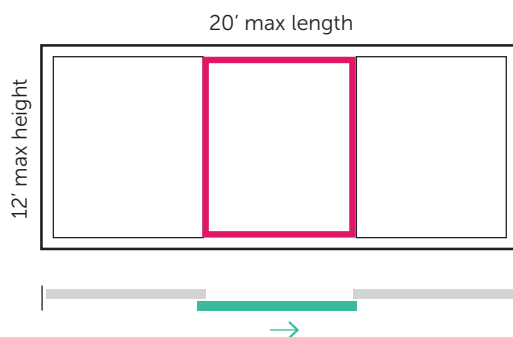
- EuroShade: versatile indoors/outdoors.
- Customizable aluminum hardware.
- Glass panels offer expansive views




Temperature/Wind Control

- Regulates, blocks, comforts
- Year-round outdoor comfort

Sliding Glass Enclosure System



12 Standard Colors



THE DENVER SHADE COMPANY

940 Jason Street, Suite 3
Denver, CO 80223

P: 303.517.1994
W: denvershadecompany.com

UNOBSTRUCTED VIEW



Key Features:

- Unobstructed view free from extra beams or posts
- Install guillotine glass on all of your patio openings for full panoramic viewing purposes

Glass enclosure systems provide an unobstructed view and a minimalist style by offering a maximum clear span.

SLIDING GLASS SYSTEM



Key Features:

- Adapts seamlessly to indoor and outdoor living needs
- Customizable design with various aluminum hardware colors
- Glass panels offer expansive views reaching a maximum height of 12 feet and a width of 20 feet

The EuroShade sliding glass system seamlessly adapts to indoor and outdoor needs, providing warmth and protection in cooler weather and optimal airflow in warmer seasons. With panels reaching a maximum height of 12 feet and 20 feet width per panel.

TEMPERATURE/WIND CONTROL



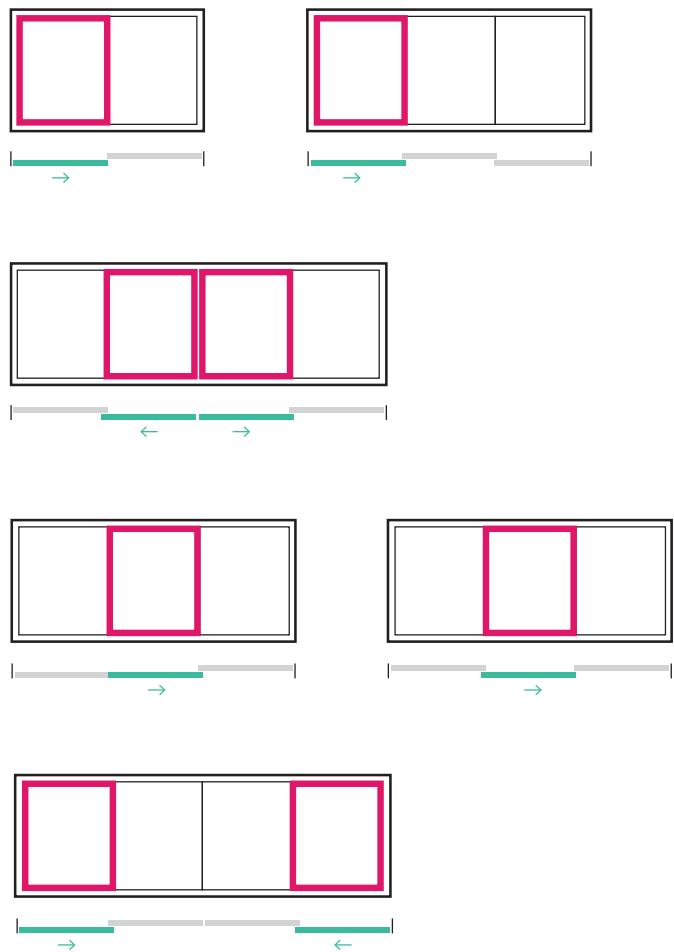
Key Features:

- Enhances outdoor comfort and extends usability
- Shields against strong winds for added protection

Guillotine glass enhances outdoor comfort and usability by regulating temperature and protecting against strong winds.

GLASS ENCLOSURES - SPECIFICATIONS

Glass Panel Configurations



Width

Height	8'	9'	10'	11'	12'	13'	14'	15'	16'	17'	18'	19'	20'
8'													
9'													
10'													
11'													
12'													

FINISHING

Frame Color

Color

Color Code

